

Measurement Data Management

MeasurLink® Optional Process Analysis Software for Managers Process Analyzer Professional

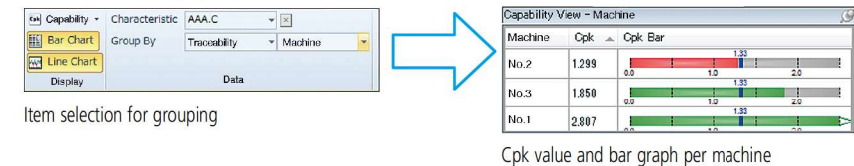
- **Process Analyzer** is optional software for a manager who accesses the database created by the **Real-Time** data collection software to review measurement results and perform statistic analyses.



The same data displayable by data collection software can be displayed, including measurement results, charts, and statistical calculation results with the look and feel of Windows Explorer.

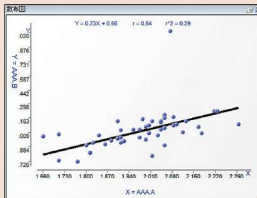
Filtering function that allows data extraction and grouping
Data can be extracted or grouped by selecting the date and time and other traceability information as keywords.

Example) Grouping by Machine No. Cp, Cpk comparison



PA Pro Functions

- Result display
 - Classic view
 - Data sheet
 - 2D view
 - Part data sheet, etc.
- Statistical Analysis result [Chart]
 - Xbar-R, Xbar-S, X-Rs control charts, Histogram, Run chart, Pre-control chart, Tear chart, Box plot chart, Meter chart, Indicator bar, multivariate data control chart, etc.
- [Statistics]
 - Maximum value, Minimum value, Standard deviation, Average $\pm 3\sigma/4\sigma/6\sigma$, Process capability indexes (Cp, Cpk, Pp, Ppk), Defect ratio, etc.
- Report print out function
 - Measurement values, analysis calculation results and various charts can be arranged to output according to requirements.
- Exporting function of measurement result
 - Excel



Scatter plots: The relationship between two items can be plotted.

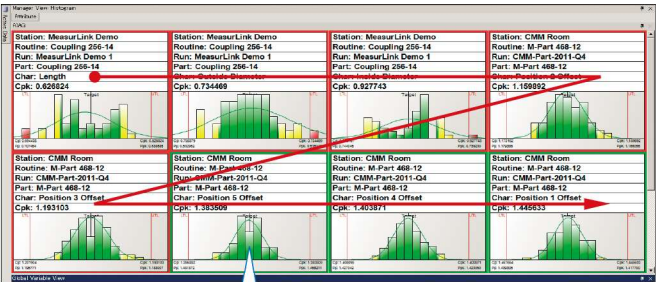
MeasurLink® Process Management for Managers Process Manager

- Monitor data as it is collected in Real-Time. **Process Manager** provides managers with the perfect tool to organize and maintain a shop-wide quality program at a glance. Display snapshot windows of characteristics that are currently being collected in MeasurLink® Real-Time. The data can be sorted by inspection station, capability or timestamp. Easily see process information without walking from one inspection area to another by viewing current production across all machines. Show clients your quality operation for the entire facility.

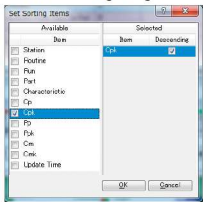
- Filter function
 - Keyword items for data extraction
 - Measurement data (year, month, day, time, week, etc.)
 - Serial No.
 - Traceability information (e.g. Inspectors, Machine No., etc.)
 - Alarm item
- Data processing
 - Data file merging, Copying
 - Editing
- Data processing capability
 - Old runs can be archived so they are not available for collection in Real-Time.
- Electronic signature function
 - Provides support for medical and pharmaceutical manufacturers electronic records, including audit trails, e-signatures and advanced security.
 - Conforms to FDA 21CFR Part 11

Manager View

Displays various types of charts as an at-a-glance guide. The manager can narrow down all items of data currently being measured into a specific monitoring range of those of critical importance or sort those data (in ascending or descending order) on the basis of process capability index.



Possible to sort charts in the view and narrow down the monitoring range.



Selects various charts such as run charts and histograms to display as an at-a-glance guide. (Multiple types of charts can be displayed in Manager View.)

